

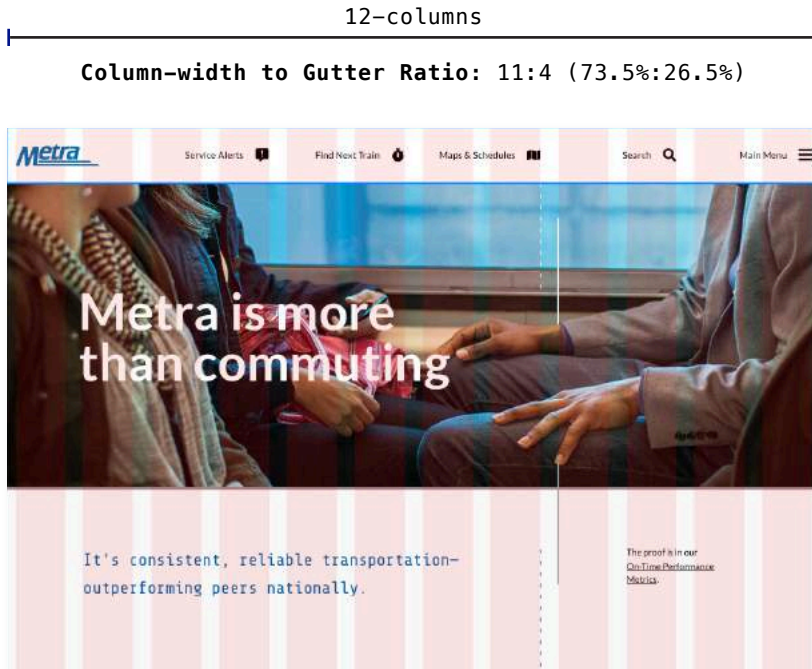
# Web Styleguide

---

**METRARAIL.COM**

# GRID SYSTEM

This design utilizes Bootstrap 3's 12-column grid. Visit [www.npmjs.com/package/bootstrap-sass](http://www.npmjs.com/package/bootstrap-sass) for installation and configuration details.


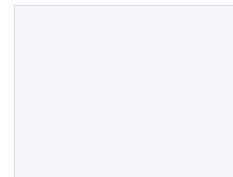


# COLOR PALETTE

## PRIMARY PALETTE

		
Metra Blue #005195	Purple #543b8d	Highlight Orange #d03312
		
Metra Orange #e47224	Black #000000	Dark Grey #545454
		
Medium Grey #979797	Light Grey #e2e2e2	White #ffffff

## BACKGROUND COLORS

	
Background Grey #F1F2F2	Background Purple #f3f2f8

# LAYER STYLES



Highlight Orange / Thicc

**Border**  
10px solid #d33c1d

**Shadow**  
#FFDCD4  
h-offset: 0  
y-offset: 4  
blur: 20  
spread: 1

Highlight Orange / Skinny

**Border**  
3px solid #d33c1d

**Shadow**  
#FFDCD4  
h-offset: 0  
y-offset: 4  
blur: 20  
spread: 1

Metra Blue / Thicc

**Border**  
10px solid #005195

**Shadow**  
#A6C6E2  
h-offset: 0  
y-offset: 4  
blur: 20  
spread: 1

Metra Blue / Skinny

**Border**  
3px solid #005195

**Shadow**  
#A6C6E2  
h-offset: 0  
y-offset: 4  
blur: 20  
spread: 1



Purple / Thicc

**Border**  
10px solid #543b8d

**Shadow**  
#745BAC  
h-offset: 0  
y-offset: 4  
blur: 10  
spread: 1



Purple / Skinny

**Border**  
3px solid #543b8d

**Shadow**  
#745BAC  
h-offset: 0  
y-offset: 4  
blur: 10  
spread: 1



Basic Card

**Border**  
0.5px solid #979797

**Shadow**  
#000  
h-offset: 0  
y-offset: 2  
blur: 2  
spread: 0  
opacity: 6



No Alerts or Events

**Border**  
0.5px solid #979797

**Shadow**  
#000  
h-offset: 0  
y-offset: 2  
blur: 2  
spread: 0  
opacity: 6

# TYPOGRAPHY

Lato	Regular	AaBbCcDdEeFfGgHhIiJjKkLlMmNnOoPpQqRrSsTtUuVvWwXxYyZz
	<b>Bold</b>	<b>AaBbCcDdEeFfGgHhIiJjKkLlMmNnOoPpQqRrSsTtUuVvWwXxYyZz</b>
Roboto Slab	Regular	AaBbCcDdEeFfGgHhIiJjKkLlMmNnOoPpQqRrSsTtUuVvWwXxYyZz

# TEXT STYLES

## Header 1

Font: Lato  
Weight: Bold  
Min. / Max. Size: 36px | 90px  
Min. / Max. Line Height:  
32px | 90px  
Text-shadow: 0px 0px 8px #333

## Header 2

Font: Roboto Slab  
Weight: Regular  
Min. / Max. Size: 20px | 30px  
Min. / Max. Line Height:  
28px | 50px

## Header 3

Font: Lato  
Weight: Bold  
Min. / Max. Size: 30px | 45px  
Min. / Max. Line Height:  
35px | 50px

## Header 4

Font: Lato  
Weight: Bold  
Size: 20px  
Line Height: 30px

## Header 5

Font: Roboto Slab  
Weight: Regular  
Size: 16px  
Line Height: 16px

## Header 6

Font: Lato  
Weight: Bold  
Size: 16px  
Line Height: 24px

## Body copy

**Font:** Lato  
**Weight:** Regular  
**Size:** 16px  
**Line Height:** 24px

### ***/ Bold***

**Font:** Lato  
**Weight:** Bold  
**Size:** 16px  
**Line Height:** 24px

### ***/ Underline***

**Font:** Lato  
**Weight:** Regular  
**Text Decoration:** Underline  
**Size:** 16px  
**Line Height:** 24px

### ***/ Italic***

**Font:** Lato  
**Weight:** Italic  
**Size:** 16px  
**Line Height:** 24px

### ***/ Bold Italic***

**Font:** Lato  
**Weight:** Bold Italic  
**Size:** 16px  
**Line Height:** 24px



# Main Menu

Desktop	<b>/ Top Level</b> Font: Lato Weight: Bold Size: 16px Line Height: 24px	<b>/ Child Items</b> Font: Lato Weight: Regular Size: 16px Line Height: 24px	<b>/ Active</b> Base: Child Items Padding Left: 15px
Mobile	<b>/ Base</b> Font: Lato Weight: Regular Minimum Size: 12px Line Height: 20px	<b>/ Active</b> Font: Lato Weight: Bold Minimum Size: 12px Line Height: 20px	<b><u>/ Bold Underline</u></b> Font: Lato Weight: Bold Text Decoration: Underline Minimum Size: 12px Line Height: 20px

# Utility Menu

Desktop	Font: Lato Weight: Regular Size: 16px Letter Spacing: 0.5px Text Align: Right	Mobile	Font: Lato Weight: Regular Size: 16px Letter Spacing: 0.5px Line Height: 18px Text Align: Center
---------	---	--------	---

## Pagination

### / Unvisited

**Font:** Roboto Slab  
**Weight:** Regular  
**Text Decoration:** Underline  
**Size:** 16px  
**Line Height:** 16px

### / Hover

**Font:** Roboto Slab  
**Weight:** Regular  
**Text Decoration:** None  
**Size:** 16px  
**Line Height:** 16px  
**Color:** Purple (#543b8d)

### / Active

**Font:** Roboto Slab  
**Weight:** Regular  
**Size:** 16px  
**Line Height:** 16px  
**Color:** Purple (#543b8d)

## Homepage Slideshow

### / Base

**Font:** Lato  
**Weight:** Regular  
**Text Decoration:** Underline  
**Size:** 24px  
**Line Height:** 30px

### / Hover

**Font:** Lato  
**Weight:** Regular  
**Text Decoration:** None  
**Size:** 24px  
**Line Height:** 30px  
**Color:** Dark Grey (#545454)

# BUTTONS

## PRIMARY BUTTON

### Base



**Border:** 1px solid #979797  
**Height:** 42px  
**Width:** Auto  
**Color:** Black;  
**Font:** Lato  
**Weight:** Bold  
**Size:** 14px  
**Line Height:** 14px  
**Letter Spacing:** 0.5px  
**Text Align:** Center  
**Icon Size:** 15 x 15px  
**Icon Color:** Highlight Orange  
**Icon Padding Left:** 10px

### Hover



**Layer Style:**  
Highlight Orange / Skinny

### Active



*Changes from primary button*  
**Background:** #f8f8f8

### Focus



*Changes from primary button*  
**Outer border style:**  
See "No Alerts or Events"  
Layer Style

## TEXT BASED BUTTON

### Base

BUTTON TEXT **Border Bottom:** 1px solid #979797  
**Height:** 42px  
**Width:** Auto  
**Color:** Medium Grey  
**Font:** Roboto Slab  
**Size:** 20px  
**Line Height:** 24px  
**Text Decoration:** None  
**Text Transform:** Uppercase  
**Align:** Right

### Hover

BUTTON TEXT  
BUTTON TEXT

*Changes from primary button*

#### Border Bottom Animation

- Dotted to solid
- Left to right
- Gradient  
background: rgb(228,114,36);  
background: linear-gradient(315deg,  
rgba(228,114,36,1) 0%, rgba(208,51,18,1) 49%,  
rgba(84,59,141,1) 100%);

### Active

BUTTON TEXT

*Changes from primary button*

**Color:** #543b8d (Purple)

### Focus

BUTTON TEXT


*Changes from primary button*

#### Outer border style:

See "No Alerts or Events" Layer Style

## SLIDESHOW ARROWS

### Base



**Border:** 1px solid #979797

**Height:** 87px

**Width:** 174px

**Icons:** Chevrons Left & Right 13 x 21px

**Icon Color:** Varies

### Hover



*Changes from primary button*

**Opacity:** 35%

### Focus



*Changes from primary button*

**Outer border style:**

See "No Alerts or Events" Layer Style

# ICONS

## MAIN & UTILITY MENU



Search



Hamburger Menu



More Menu Items



Service Alerts



Find Next Bus



Maps & Schedules

## CHEVRONS & ARROWS



Up



Right / Forward



Left / Back



Down



Up To



Move Forward



Back To



Down From

## BASE UI



Close



Search



Filter

## INPUTS



Radio / Unselected



Radio / Deselect



Date Picker

# INPUTS

## TEXT FIELDS

### Input Title

**Input Title Text Style:** Body Copy / Bold  
**Input Placeholder:** Header 5 / Black  
**Padding Left & Right:** 15px  
**Width:** To match width of content  
**Height:** 42px

## TEXT AREA

**Input Title Text Style:** Body Copy / Bold  
**Input Placeholder:** Header 5 / Black  
**Width:** To match width of content  
**Height:** 106px

## INPUT WITH ICON (I.E., DROPDOWN, DATE PICKER)

### Input Title

**Input Title Text Style:** Body Copy / Bold  
**Input Placeholder:** Header 5 / Black  
**Width:** To match width of content  
**Height:** 42px  
**Padding Left & Right:** 15px  
**Icon:** Varies  
**Icon Size:** 15 x 15px

### Input Title

# TABLES

**Table Header**  
Text Style: Header 5

Capital Program Line Abbreviations

BNSF Railway	<b>BNSF</b>
Heritage Corridor	<b>HC</b>
Metra Electric Line	<b>MED</b>
Milwaukee District	<b>MWD</b>
North Central Service	<b>NCS</b>
Rock Island District	<b>RID</b>
Systemwide Non-Line Specific	<b>MET</b>
Union Pacific	<b>UPR</b>

**Table Row**  
**Table Data::first-child** {  
 Text: Body Copy Text Style  
 Align: Right  
 Border: none  
}

**Table Row**  
**Table Data::not-first-child** {  
 Text: Header 6  
 Align: Left  
 Border: 0.5px solid #B9B9B9  
}



# FILTERS

## Desktop

### FILTER ACCORDION

A vertical list of three filter items, each with a chevron down icon on the right side. The items are: Year of Report, Month of Report, and Report Type.

Text Style: Body Copy Bold  
Layer Style: Basic Card  
Icon: Chevron Down / Highlight Orange

### ACTIVE FILTER ACCORDION

A vertical list of three filter items. The middle item, 'Month of Report', is highlighted with a red border. All items have a chevron down icon on the right side.

Text Style: Body Copy Bold  
Layer Style: Highlight Orange / Skinny  
Icon: Chevron Down / Highlight Orange

### FILTER ACCORDION - OPEN

The 'Year of Report' filter is open, showing a list of years: 2019, 2018, 2017, 2016, and 2015. Each year has an unselected radio button to its right. The filter title 'Year of Report' has a chevron up icon on the right.

Text Style: Body Copy Bold  
Layer Style: Basic Card  
Icons:

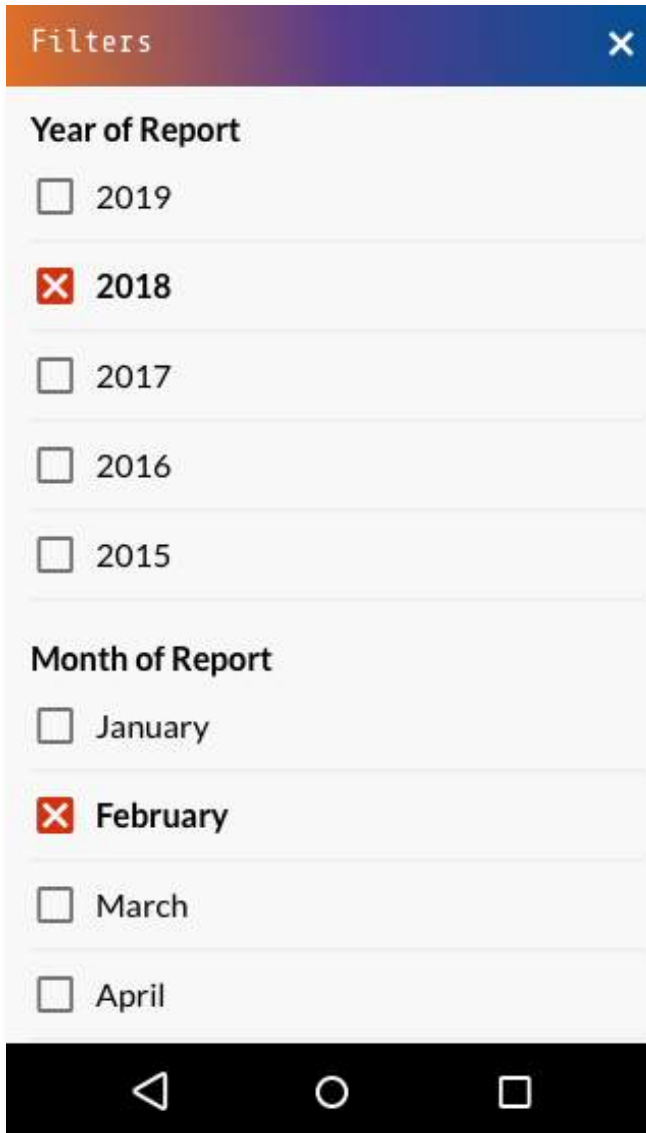
- Chevron Up / Highlight Orange
- Radio Unselected / Dark Grey

### ACTIVE FILTER ACCORDION - OPEN

The 'Month of Report' filter is open and highlighted with a red border. It shows a list of months: January, December, November, October, and September. January and December have a red 'X' in a square next to them, indicating they are selected. The other months have unselected radio buttons. The filter title 'Month of Report' has a chevron up icon on the right.

Filter Category Text Style: Body Copy Bold / Highlight Orange  
Filter Option Text Style: Body Copy  
Selected, Filter Option Text Style: Body Copy Bold  
Layer Style: Highlight Orange / Skinny  
Icons:

- Chevron Up / Highlight Orange
- Radio Unselected / Dark Grey
- Radio Deselect / Highlight Orange



# FILTERS

## Mobile

Filters are a full screen takeover on mobile.

### Header

**Text Style:** Header 5 / White

**Height:** 42px

**Icon:** Close / 12 x 12px / White

### Header Background Gradient:

```
background: rgb(0,81,149);
background: linear-gradient(227deg, rgba(0,81,149,1) 0%,
  rgba(84,59,141,1) 50%, rgba(228,114,36,1) 100%);
```

### Filters

**Background:** #f8f8f8

**Filter Category Text Style:** Body Copy Bold

**Filter Option Text Style:** Body Copy

**Selected, Filter Option Text Style:** Body Copy Bold

**Icons:** Unselected / Dark Grey | Deselected / Highlight Orange

# PHOTOGRAPHY

Photography should leverage artistic crops and perspectives to emphasis people. Images of Metra employees interacting with customer are always preferred. Illustrate diversity in photography as a collective unit. Prioritize bright lighting and bold colors. Where possible, create a sense of or focus on movement.



# IMAGE SPECIFICATIONS

There are 3 ways to display an image:

- Full width banner
- Half width banner
- On an event detail page
- Within WYSIWIG editors

## Full width banner

**Width:** Natural

**Height:** 483px

**Crop:** Center center

## Half width banner

**Width:** 50% page width

**Height:** 483px

**Crop:** Center center

## Event detail image

**Width:** Natural

**Height:** 314px

**Crop:** Center center

## Within WYSIWIG editors

**Width:** Natural

**Height:** Natural

**Display Width:** Follows content column count

**Display Height:** Naturally proportionate

\*Please follow best practices for file sizes to ensure speedy load times.